




⊕⊖ **sunbattery**®



SB12-65/SB12-65V0 (12V65Ah)



Applications

- Uninterruptable Power Supply (UPS)
- Electric Power System (EPS)
- Emergency backup power supply
- Emergency light
- Railway signal
- Alarm and security system
- Communication power supply
- DC power supply

Certificates



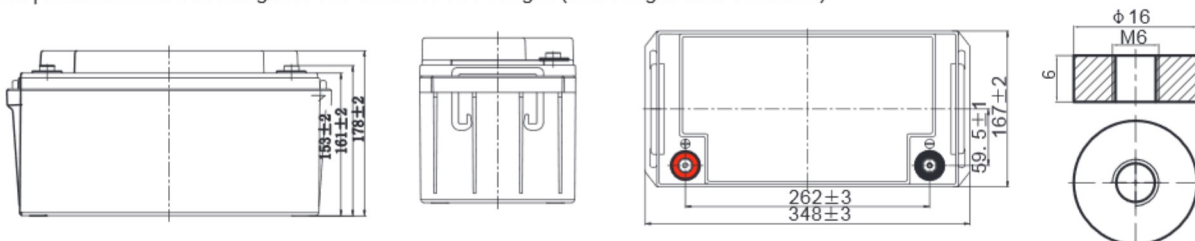
Specifications

Nominal Voltage	12V	Nominal Oper. Temp. R.	25±3°C
Nominal Capacity	65.0Ah (C ₁₀ , 1.80V/cell)	Cycle Use	Initial Charging Current less than 19.5A. Voltage 14.4V~15.0V at 25°C. Temperature Coefficient -30mV/°C.
Approx. Weight	21.3kg	Standby Use	No limit on Initial Charging Current. Voltage 13.5V~13.8V at 25°C Temp. Coefficient -20mV/°C
Terminal	M6	Capacity affected by Temp.	40°C 103% 25°C 100% 0°C 86%
Container Material	ABS UL94 HB/UL94 V0	Self Discharge	SB batteries may be stored for up to 6 months at 25°C and then a freshening charge is required. For higher temperatures the time interval will be shorter.
Rated Capacity (25°C)	65.0Ah/3.25A, 20hr, 1.80V/cell 65.0Ah/6.50A, 10hr, 1.80V/cell 59.0Ah/11.8A, 5hr, 1.75V/cell 54.0Ah/18.0A, 3hr, 1.75V/cell 41.4Ah/41.4A, 1hr, 1.60V/cell	Life Expectancy	10-12 years according to EUROBAT
Max. Discharge Current	780A (5s)		
Internal Resistance / Impedance (1kHz)	Approx. 7.0mΩ		
Operating Temp. Range	Discharge: -15~50°C Charge: 0-40°C Storage: -15~40°C		

Dimensions

■ M6 Terminal

Unit: mm | Dimensions: 348 Length X 167 Width X 161 Height (178 Height incl. Terminal)





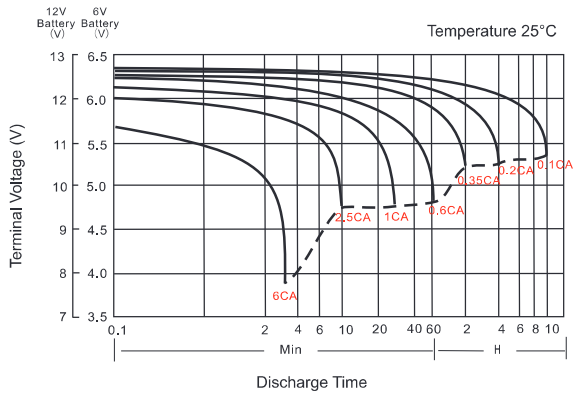
Constant Current Discharge (Amperes) at 25°C

F.V/Time	10min	15min	20min	30min	45min	1h	2h	3h	4h	5h	6h	8h	10h	20h
1.85V/cell	96.2	83.4	65.6	58.6	42.9	36.3	22.1	16.2	12.7	11.1	9.74	7.49	6.21	3.20
1.80V/cell	109.2	94.5	74.1	63.8	45.4	37.6	22.8	17.6	13.6	11.6	10.5	7.88	6.50	3.25
1.75V/cell	118.4	102.3	80.0	65.1	47.1	39.5	24.1	18.0	13.8	11.8	10.5	7.92	6.57	3.30
1.70V/cell	126.2	108.6	84.9	66.4	48.0	40.3	24.5	18.3	14.1	12.0	10.6	8.04	6.63	3.35
1.65V/cell	130.2	111.8	87.2	67.4	48.7	40.8	24.9	18.5	14.3	12.3	10.7	8.16	6.71	3.40
1.60V/cell	134.7	115.3	89.4	68.4	49.4	41.4	25.3	18.7	14.5	12.4	10.7	8.26	6.79	3.45

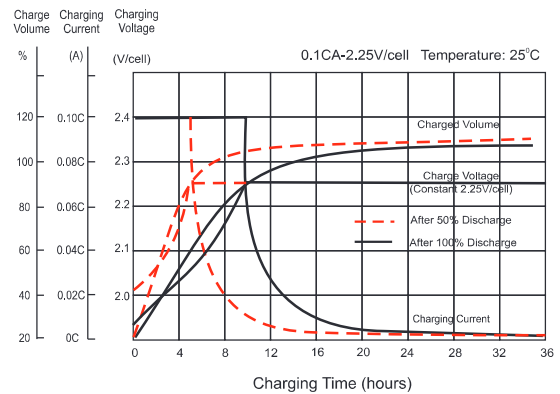
Constant Power Discharge (Watts/cell) at 25°C

F.V/Time	10min	15min	20min	30min	45min	1h	2h	3h	4h	5h	6h	8h	10	20h
1.85V/cell	180.9	157.9	124.7	112.0	82.4	70.2	43.0	31.7	25.0	21.8	19.3	14.9	12.3	6.56
1.80V/cell	202.4	176.6	139.5	121.0	86.8	72.3	44.2	34.3	26.6	22.8	20.6	15.6	12.9	6.78
1.75V/cell	216.0	188.5	148.9	122.5	89.4	75.6	46.4	34.8	27.0	23.1	20.7	15.6	13.0	6.84
1.70V/cell	227.1	198.1	156.5	123.9	90.5	76.7	47.1	35.4	27.3	23.4	20.8	15.9	13.1	6.91
1.65V/cell	230.7	201.4	159.1	124.8	91.3	77.4	47.6	35.6	27.7	23.8	20.8	16.0	13.3	6.99
1.60V/cell	234.0	204.2	161.3	125.4	91.8	78.0	48.0	35.7	27.9	24.1	20.9	16.2	13.4	7.06

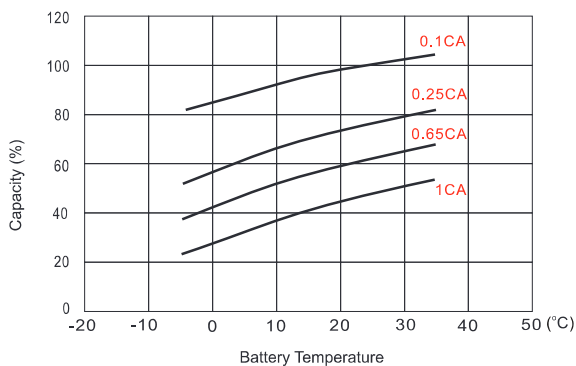
Discharge Characteristics



Float Charging Characteristics



Temperature Effects in Relation to Battery Capacity



Effect of Temperature on Long Term Float Life

